

Clamshell Quilt Guild BOM June 2025-2026

Twelve Triangles

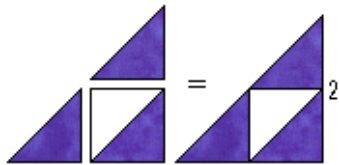


Color 1 Dark: cut 1 7" square
cut 1 4"x17" strip, then cut into 4
4" squares

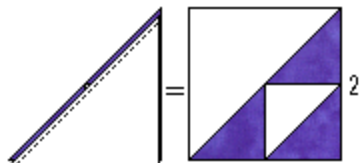
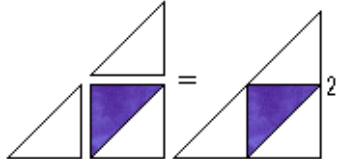
Color 2 Light: cut 1 7" square
cut 1 4"x17" strip, then cut into 4
4" squares

Cut 7" squares to make half square triangles

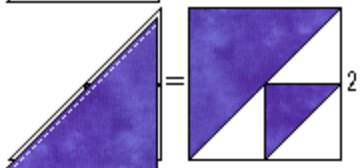
Cut 4" squares to half square triangles. Sew 4 light/dark triangles with 1/4" seam
to make 4 squares. Trim to 3 1/2"
You have 4 of each color half square triangles left.



Sew together as shown



Then sew large half square triangles to make unit square
as shown



Note the orientation of half square triangles— It matters

Sew 4 units together to make 12" Block